



A year-round essential, our best-selling t-shirt has been voted "most popular" by groups, teams, clubs and schools across America.

- 6.1-ounce, 100% soft spun cotton
- 98/2 cotton/poly (Ash)
- 90/10 cotton/poly (Athletic Heather)
- 50/50 cotton/poly (Dark Heather Grey)

**CARE INSTRUCTIONS**

Machine wash, inside out with like colors. Do not bleach.

Tumble dry medium. Do not iron.

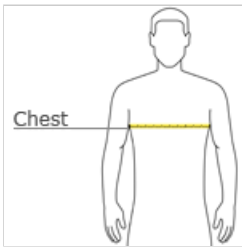


front



back

**HOW TO MEASURE**






























**CHEST WIDTH**

Measure under the arm and around the fullest part of the chest with arms down, keeping tape horizontal.

**SIZE CHART**

	LT	XLT	2XLT	3XLT	4XLT
Chest	41-43	44-46	47-49	50-53	54-57

**COLOR INFORMATION**

 Aquatic Blue PMS 2389C	 Ash** PMS COOL GREY 3 C	 Athletic Heather* PMS COOL GREY 7 C	 Athletic Maroon PMS 209C	 Cardinal PMS 7638C	 Carolina Blue PMS 7682C	 Charcoal PMS COOL GRAY 11C	 Colonial Blue PMS 2150C	 Dark Green PMS 560C	 Dark Heather Grey PMS 7540C	 Deep Marine PMS 3584C
 Deep Navy PMS 532C	 Fiery Red PMS 485C	 Forest Green PMS 7736C	 Jet Black PMS NTR BLACK CPMS 340C	 Kelly PMS 340C	 Light Blue PMS 278C	 Light Sand PMS 7528C	 Lime PMS 367C	 Medium Grey PMS 2332C	 Navy PMS 2380C	 Olive PMS 5743C
 Orange PMS 172C	 Purple PMS 7672C	 Red PMS 200C	 Royal PMS 2133C	 Sand PMS 2312C						



Sapphire  
PMS 2185C



Steel Blue  
PMS 2376C



Stonewashed Blue  
PMS 2157C



Texas Orange  
PMS 7585C



Ultramarine Blue  
PMS 2129C



White



Yellow  
PMS 127C